



WINCHES HAND & INDUSTRIAL

| | |
|--|---------|
| PRECAUTIONS FOR THE USE OF PWB® WINCHES | 150 |
| DL SERIES HAND WINCHES | 151 |
| DLB SERIES LOAD-BRAKE WINCHES | 151 |
| B SERIES BRAKE WINCHES | 152 |
| INDUSTRIAL LOAD-BRAKE WINCHES | 152 |
| ELECTRIC WINCHES | 153-154 |
| TUGGER WINCHES | 155 |
| PWB® WINCH ASSOCIATED PRODUCTS | 156-157 |

Precautions for the use of PWB® Winches

➤ Safety

Moving heavy loads is hazardous. When lifting equipment is not used correctly or is poorly maintained, accidents and serious injury could result. The following safety precautions should be applied to the operation, maintenance and inspection of PWB Anchor winch products.

➤ Always

- Read the owner's manual and any safety instructions.
- Keep hands away from the drum, gears, wire cable and other moving parts of the equipment.
- Check the operation of the winch prior to use.
- Ensure unnecessary personnel are kept away from the winch whilst in operation.

➤ Remember

- Never use a winch for lifting, supporting or transporting people, or for loads over areas where people could be present.
- Never walk or work under a load or in the line of force of any load.
- Never exceed the capacity of a winch or component.
- Never operate or modify a winch, if damaged or malfunctioning.

WARNING

Never use a winch cable or strap as a sling.

PWB® Winches

DL Series Hand Winches

- Manufactured by Dutton Lainson, USA.
- Permanently lubricated drive shaft bearings.
- Welded and brazed construction for greater strength.
- Supplied in the TUFFPLATE® finish.
- DL2500AB fitted with hand-brake.

Note: Wire Cable or Web straps NOT included on Winches.

Applications: Recreational and marine



| Model | Part No. | Rated Capacity (kg) | Drum Hub dia (mm) | Gear Ratio | Handle Length | Reversible Ratchet | Cable | Strap |
|----------|----------|---------------------|-------------------|--------------|---------------|--------------------|---------------------|--------------|
| | | | | | | | Drum Capacity (max) | |
| DL600A | 45069 | 272 | 16 | 3.2:1 | 178mm | No | 4mm x 18.5m | 5m x 50mm |
| DL900A | 45070 | 408 | 16 | 3.2:1 | 178mm | No | 5mm x 12m | 5m x 50mm |
| DL1100A | 43842 | 499 | 22 | 3.7:1 | 178mm | No | 5mm x 24m | 9m x 50mm |
| DL1300A | 43505 | 590 | 22 | 4.4:1 | 178mm | No | 5.5mm x 18m | 9m x 50mm |
| DL1402A | 47794 | 635 | 22 | 4.4:1 | 242mm | Yes | 6mm x 40m | 9m x 50mm |
| DL1800A | 45066 | 817 | 28.5 | 5.4:1 | 242mm | Yes | 7mm x 18m | 11.5m x 50mm |
| DL2500A | 45067 | 1134 | 28.5 | 17.3:1/5.4:1 | 242mm | Yes | 8mm x 15m | 11.5m x 50mm |
| DL2500AB | 45068 | 1134 | 28.5 | 17.3:1/5.4:1 | 242mm | Yes | 8mm x 15m | 11.5m x 50mm |

DLB Series Load-Brake Winches

- Manufactured by Dutton Lainson, USA.
- Automatic self-locking friction plate brake which supplies a constant, positive holding action for additional safety and control.
- Mountable in either the vertical or horizontal position.
- Requires a minimum operating load.
- Supplied in copper bronze powder coat finish.

Note: Wire Cable or Web straps NOT included on Winches.

Applications: Recreational and marine



| Model | Part No. | Rated Capacity (kg) | Drum Hub dia (mm) | Gear Ratio | Handle Length | Min. Load (kg) | Cable | Strap |
|----------|----------|---------------------|-------------------|------------|---------------|----------------|---------------------|-----------|
| | | | | | | | Drum Capacity (max) | |
| DLB800A | 45073 | 363 | 48 | 4.4:1 | 178mm | 23 | 5mm x 21m | 8m x 50mm |
| DLB1200A | 45071 | 545 | 64 | 5.4:1 | 178mm | 23 | 5.5mm x 21m | 9m x 50mm |
| DLB1500A | 45072 | 681 | 64 | 5.4:1 | 238mm | 34 | 6mm x 18m | 9m x 50mm |


PWB® Winches

► B Series Brake Winch

- Manufactured by Dutton Lainson, USA.
- Extra heavy duty construction.
- Drive shaft needle bearings are fitted with a gear cover to enclose the brake mechanism.
- Requires a minimum operating load.
- Supplied in copper bronze powder coat finish.

Note: Wire Cable or Web straps NOT included on Winches.

Applications: Recreational and marine



| Model | Part No. | Rated Capacity (kg) | Drum Hub dia (mm) | Gear Ratio | Handle Length | Min. Load (kg) | Drum Capacity (max) Cable |
|-------|----------|---------------------|-------------------|------------|---------------|----------------|---------------------------|
| B1500 | 45074 | 681 | 28.5 | 6:1 | 311 | 68 | 6mm x 16m |
| B2500 | 45075 | 1135 | 34 | 12:1 | 311 | 136 | 8mm x 15.5m |

► Industrial Load-Brake Winch

- Fitted with an automatic (Weston) style brake that automatically suspends or holds the load, when the handle winding ceases.
- Mountable in either the vertical or horizontal position.
- Large, heavy duty drum for wire rope reeling.

Note: Wire Cable or Web Straps NOT included on Winches.

Applications: Heavy industrial pulling and hauling



| Model | Part No. | Brake Type | Drum Hub dia (mm) | Handle turns to move m | Handle Length | Effort on handle for rated load | Drum Capacity (max) Cable |
|---------|----------|--------------------|-------------------|------------------------|---------------|---------------------------------|---------------------------|
| 500kg | 43262 | Automatic (Weston) | 102 | 21.5 | 305 | 16 kg | 8mm x 27.5m |
| 1 tonne | 43162 | Automatic (Weston) | 140 | 53 | 235 | 16 kg | 13mm x 40m |

PWB® Strong Arm Electric Winches

▶ SA Series (12v) DC Electric Winch

- Manufactured by Dutton Lanson, USA.
- Dynamic motor brake as well as a mechanical friction brake to securely hold the load.
- Circuit-breaker overload protection.
- Power-in, power-out, controlled freewheeling clutch and automatic brake.
- SA Series equipped with flexible high strength aircraft cable.
- Emergency crank handle is standard equipment.
- Remote control kits are also available.

All 12 volt DC models include wiring harness (7.5m positive battery and 2.4m earth wiring)

Applications: Recreation and marine



| Model | Part No. | Volts/Amps | Load Capacity (kg) | Gear Ratio | Cable fitted |
|---------|----------|------------|--------------------|------------|--------------|
| SA5000 | 45077 | 12V DC/70A | 681 | 189:1 | 5mm x 6m |
| SA7000 | 45078 | 12V DC/70A | 999 | 189:1 | 5mm x 15m |
| SA9000 | 45079 | 12V DC/70A | 1362 | 570:1 | 5.5mm x 7.5m |
| SA12000 | 45076 | 12V DC/70A | 2043 | 570:1 | 5.5mm x 15m |

StrongArm remote control

When the traditional method of switch controls become cumbersome or does not suit the application, PWB Anchor offers a plug-in remote control that allows the user to operate the winch from up to 3 metres away and can be unplugged for safe storage.

Sold separately, refer PWB Anchor Part No 46446.


PWB® Dutton Lainson Electric Winches

► TW (12v) Series DC Electric Winch

- Manufactured by Dutton Lainson, USA.
- Power-in and freewheel-out operation with positive mechanical brake.
- Clutch control knob engages gears or releases load in a controlled freewheel mode.
- 7.62m lanyard remote operation is included.
- Equipped with a 6.096m x 5.08cm polyester strap and hook.

All 12 volt DC models include wiring harness (7.5m positive battery and 2.4m earth wiring).

Applications: Recreational and marine



| Model | Part No. | Volts/Amps | Load Capacity (kg) | Gear Ratio | Strap Fitted |
|--------|----------|--------------|--------------------|------------|--------------|
| TW4000 | 43579 | 12V DC / 40A | 681 | 324:1 | 6m x 50mm |
| TW9000 | 43580 | 12V DC / 70A | 1362 | 570:1 | 6m x 50mm |

Replacement straps, cables & handles

Replacement web straps are available for the TW Series StrongArm Winches.

TW4000 strap, Part No. 43636. TW9000 strap, Part No. 43630.

A range of various size wire rope cables, straps, winding handles, covers and other spare parts are also available from Dutton-Lainson for the range of winches. Please contact your local PWB Anchor branch for more information.

PWB® Winches

► Tugger Wire Rope Winch

- Lightweight and versatile.
- Can be used at any angle and is not restricted in rope length enabling wire rope to be fed through two sets of interlocking jaws by a single operating lever.
- Not to be used for lifting applications unless fitted and tested with an approved lifting hook.


Applications: Pulling, spanning and 4WD recovery.



| Model | Part No. | Lifting Capacity (kg) | Pulling Capacity (tonnes) | Operating Effort at rated load (kg) | Handle Length (mm) | Rope Length (m) | Rope Diameter (mm) | Clevis Pin Diameter (mm) UT08 |
|-------|----------|-----------------------|---------------------------|-------------------------------------|--------------------|-----------------|--------------------|-------------------------------|
| UT08 | 48612 | 800 | 1.25 | 29 | 740 | 20 | 8.3 | 22 |
| UT16 | 48613 | 1600 | 2.5 | 42 | 1120 | 20 | 11 | 25 |
| UT32 | 48614 | 3200 | 5.0 | 45 | 1120 | 10 | 16 | 30 |
| UT32 | 48821 | 3200 | 5.0 | 45 | 1120 | 20 | 16 | 30 |

► Replacement Wire Rope & Reeler

Applications: Pulling, spanning and 4WD recovery.



| Part No. | Rope for model | Rope (length x dia.) |
|----------|----------------|----------------------|
| 43274 | UT08 | 20m x 8mm |
| 43276 | UT16 | 20m x 11mm |
| 43280 | UT32 | 10m x 16mm |
| 44822 | UT32 | 20m x 16mm |

PWB® Winch Associated Products

Complementing the winch products, PWB Anchor offers a range of associated products, such as:

▶ Shackles

Refer page 162.

▶ PWB Manual Sheaves & Sheave Blocks

Refer page 165 - 167.

▶ Trailer Safety Chain

Refer page 67.

▶ Uni-Drag Chain Kit

Refer page 77.

▶ Off-Road Block

- Specially designed for most off-road vehicle recovery situations.
- Suitable for use with hand or power operated winches with a rope diameter of up to 11mm.
- The large diameter fixing hole also fits directly over tow-balls for easy operation.
- Sheave is fitted with bronze bush and grease nipple.
- Not to be used for lifting.

Applications: 4WD recovery



| Part No. | Maximum Pulling Load (tonnes) | Sheave Dia (mm) | Wire Dia (mm) | Finish |
|----------|-------------------------------|-----------------|---------------|--------|
| 44616 | 8 | 125 | 11 | Plated |

PWB® Winch Associated Products

► DL Industrial Jacks

Dutton-Lainson supply a range of industrial Jacks used for lifting and levelling applications on trailer type equipment. Made up of precision rolled Acme thread inner screw, heavy duty thrust bearing and heavy gauge steel inner and outer tubes for long life, easy cranking and trouble free operation.

A range of traditional rigid and swivel mount tongue jacks also available.

Applications: Trailers and caravans.

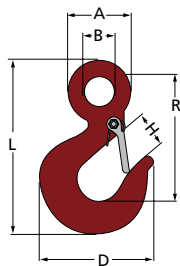


| Part No. | Description |
|----------|--------------------------------|
| 44461 | DL IND JACK 10" SIDE HDL 22698 |
| 44463 | DL IND JACK 15" TOP HDL #22696 |

Other models available on request.

► Eye Hoist Hook

Applications: Pulling, spanning and 4WD recovery



| Chain Size (mm) | MWL (tonnes) | A (mm) | B (mm) | D (mm) | H (mm) | L (mm) | R (mm) | Mass (kg) | Part No. |
|-----------------|--------------|--------|--------|--------|--------|--------|--------|-----------|----------|
| 5 | 1.0 | 38 | 19 | 76 | 24 | 111 | 82 | 0.25 | 40470 |
| 6 | 1.5 | 44 | 22 | 81 | 25 | 125 | 93 | 0.36 | 40471 |
| 8 | 2.0 | 54 | 29 | 92 | 28 | 134 | 104 | 0.50 | 40472 |
| 10 | 3.0 | 64 | 32 | 104 | 31 | 164 | 119 | 0.77 | 40473 |
| 13 | 4.5 | 78 | 40 | 127 | 38 | 202 | 147 | 1.60 | 40474 |
| 16 | 7.0 | 98 | 51 | 165 | 49 | 257 | 186 | 3.00 | 40475 |

